











September Calendar for Parents

Sunday	Monday	Tuesday	Wednesday	Thursday	Friday	Saturday
	<p align="center">September's Recipe --- Orange Delight</p> <p align="center">1 Cup Orange Juice 4 scoops of Orange Sherbert</p> <p align="center">Place all ingredients in a blender. Blend until smooth.</p>			<p>Help your child to write a postcard to his/her last year's teacher. Include what he/she liked best about that class last year.</p>	<p>Have your child sort your silverware. Have him/her put the forks with forks, spoons with spoons, and knives with knives.</p>	<p>Take your child outside to find things to touch that are prickly, sharp, soft, smooth, rough, or dry.</p>
<p>Give your child some coins from your change purse. Let him/her sort them in stacks according to size.</p>		<p>Explain to your child that days of the week have names. Today's name is Tuesday, yesterday's was. . .</p>	<p>Help your child to gather old toys and clothes. You and your child can take them to a shelter in your town.</p>		<p>Write a list of your child's favorite animals. Make a list of what is special about each one.</p>	
<p>At snack time have some bread cut into different shapes (circles, squares, rectangles, and triangles). Make a set of two or more shapes. Have your child make peanut butter and jelly sandwiches out of the matching shapes.</p>			<p>Help your child use magnetic letters to spell out his/her name and some simple words on the refrigerator.</p>	<p>Make up some bubble solution and find some objects from around the house such as straws or string to blow bubbles, or purchase a bubble-blowing kit at the store.</p>		
<p>Learn a tongue twister with your child. Example: Sally sells sea shells by the seashore.</p>	<p>Share your family history and pictures with your child. Talk about the photos.</p>	<p>Apple Fractions— Cut your apple in half. Cut your child's apples in quarters. Explain the difference in sizes.</p>		<p>Have your child swap favorite books with a friend.</p>		<p>Read aloud to your child every day. Take time to look at and talk about the pictures.</p>
	<p>Go to the library and check out a book on birds. See how many birds you can identify in your backyard.</p>	<p>Have your child put ice cubes in a glass. Ask him/her how long they think it will take for the ice cubes to melt. Time the ice cubes to see how long it takes them to melt. Talk about why ice melts at room temperature.</p>			<p>Let your child help you make a dessert. Let him/her look at the card as you read the recipe.</p>	<p>Help your child memorize a poem. Let him/her recite it for the family.</p>