





November Calendar for

Sunday	Monday	Tuesday	Wednesday	Thursday	Friday	Saturday
<p align="center">November Recipe Idea----Easy Pumpkin Pudding</p> <p>Place one cup of vanilla pudding in each child's individual bowl. Next, measure out 2 tsp. of pumpkin pie mix with each child. Ask children to mix the vanilla pudding and the pie mix together for a seasonal and yummy treat.</p>					<p>Take a Silly Walk with your child. Take two large steps and three tiny steps counting as you go 1,2 - 1,2,3.</p>	
<p>For Thanksgiving, have your child make a list of all the reasons he/she is grateful.</p>		<p>Have your child draw a turkey to celebrate Thanksgiving.</p>		<p>Prepare a hot autumn stew together. Have your child select the vegetables for the stew.</p>		<p>Tell your child three or four things that you love about him or her. Write them down for your child to keep.</p>
	<p>Make a scarecrow by stuffing an old shirt and overalls. Decorate a pumpkin to use as the scarecrow's head.</p>	<p>Discuss the seasons with your child. Talk with him/her about the changes in the weather from one season to the next.</p>	<p>As a family, plan to visit a fall fair or community event this weekend.</p>		<p>Song: Gobbly Wobbly Turkeys (sung to 10 Little Indians) One little, Two little, Three little Turkeys. Wobbly Gobbly Bobbly Turkeys. Hurried scurried worried Turkeys. It's Thanksgiving Day</p>	
<p>Visit the local grocery store and pick out a Thanksgiving turkey together.</p>	<p>Make pictures using beans. Glue a variety of beans on a poster board to create designs or pictures.</p>		<p>Crazy Orange: Wear orange clothes, make orange pumpkin cookies, and drink orange juice.</p>	<p align="center">Happy Thanksgiving!</p>		